



## Employee Pay Rate

Date: \_\_\_\_\_

Employee Name: \_\_\_\_\_

Property Name: \_\_\_\_\_

Employee Position: \_\_\_\_\_

Current Salary: (for **NEW** salary employees) \$ \_\_\_\_\_

Current Hourly Rate: (for **NEW** hourly pay employees) \$ \_\_\_\_\_

New Salary Amount: (only for **CURRENT** employees) \$ \_\_\_\_\_

I have reviewed my hourly pay rate/ salary and I agreed to this amount, I also understand that my salary amount will be based on 26 pay periods on a yearly basis.

\_\_\_\_\_  
Employee Signature

\_\_\_\_\_  
Date

\_\_\_\_\_  
Regional Manager Signature

# This Employer Participates in E-Verify



This employer will provide the Social Security Administration (SSA) and, if necessary, the Department of Homeland Security (DHS), with information from each new employee's Form I-9 to confirm work authorization.

**IMPORTANT:** If the Government cannot confirm that you are authorized to work, this employer is required to provide you written instructions and an opportunity to contact SSA and/or DHS before taking adverse action against you, including terminating your employment.

Employers may not use E-Verify to pre-screen job applicants or to re-verify current employees and may not limit or influence the choice of documents presented for use on the Form I-9.

In order to determine whether Form I-9 documentation is valid, this employer uses E-Verify's photo screening tool to match the photograph appearing on some permanent resident and employment authorization cards with the official U.S. Citizenship and Immigration Services' (USCIS) photograph.

If you believe that your employer has violated its responsibilities under this program or has discriminated against you during the verification process based upon your national origin or

citizenship status, please call the Office of Special Counsel at 1-800-255-7688 (TDD: 1-800-237-2515).

## NOTICE:

**Federal law requires all employers to verify the identity and employment eligibility of all persons hired to work in the United States.**

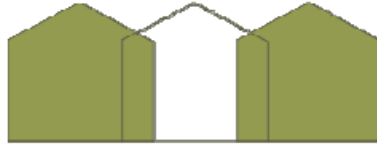
**Employment Verification.**  **Done.**

For more information on E-Verify, please contact DHS at:

**1-888-464-4218**



E-VERIFY IS A SERVICE OF DHS AND SSA



**C H A M B E R L I N**  
*and associates llc*

# **Chamberlin & Associates, LLC**

## *Release and Consent Form*

*I \_\_\_\_\_, give CHAMBERLIN & ASSOCIATES, LLC permission to do a background check and verify references provided to the recruiting department as part of my interview process for Chamberlin & Associates, LLC to consider my future employment with the company.*

\_\_\_\_\_  
*Print Name*

\_\_\_\_\_  
*Date*

\_\_\_\_\_  
*Signature*



SUBJECTS OF SPECIAL STUDY \_\_\_\_\_

ACTIVITIES (CIVIC, ATHLETIC ETC.) \_\_\_\_\_

HAVE YOU EVER BEEN CONVICTED? \_\_\_\_\_ HOW LONG AGO? \_\_\_\_\_  
IF SO PLEASE EXPLAIN

\_\_\_\_\_  
\_\_\_\_\_

**EMPLOYMENT HISTORY**

MONTH & YEAR	NAME AND ADDRESS OF EMPLOYER	SALARY	POSITION	REASON FOR LEAVING

**REFERENCES (PLEASE PROVIDE THREE PERSONS NOT RELATED TO, WHOM YOU HAVE KNOWN AT LEAST ONE YEAR)**

NAME	ADDRESS	BUSINESS	PHONE NUMBER	RELATIONSHIP

**EMERGENCY CONTACTS**

NAME	ADDRESS	BUSINESS	PHONE NUMBER	RELATIONSHIP

I AUTHORIZE INVESTIGATION FOR ALL STATEMENTS IN THIS APPLICATION. I UNDERSTAND THAT DIRECT MISREPRESENTATION OR OMISSION OF FACTS CALLED FOR IS CAUSE FOR DISMISSAL. FURTHER MORE I UNDERSTAND AND AGREE THAT MY EMPLOYMENT IS FOR NO DEFINITE PERIOD AND MAY REGARDLESS OF THE DATE OF PAYMENT OF MY WAGES AND SALARY, BE TERMINATED AT ANY TIME WITH OUT ANY PREVIOUS NOTICE.

DATE \_\_\_\_\_

SIGNATURE \_\_\_\_\_

Type or print your full name	Your social security number
Home address (number and street or rural route)	
City or town, state, and ZIP code	

**Arizona Withholding Percentage Election Options**

Choose only one:

- 1  I choose to have Arizona withholding at the rate of  
(check only one box):  0.8%  1.3%  1.8%  2.7%  3.6%  4.2%  5.1% of my gross taxable wages.  
Additional amount to be withheld per paycheck \$ \_\_\_\_\_
- 2  I hereby elect an Arizona withholding percentage of zero, and I certify that I expect to have no Arizona tax liability for the current taxable year.

I certify that I have made the percentage election marked above.	
_____	_____
SIGNATURE	DATE

**EMPLOYEE'S INSTRUCTIONS**

Arizona law requires your employer to withhold Arizona income tax from your wages for work done in Arizona. This amount is applied to your Arizona income tax due when you file your tax return. The amount withheld is a percent of your gross taxable wages of every paycheck. You may also have your employer withhold an extra amount from each paycheck. Complete this form to select a percent and any extra amount to be withheld from each paycheck.

**What are my "Gross Taxable Wages"?**

For withholding purposes, your "gross taxable wages" are the wages that will generally be in box 1 of your federal Form W-2. It is your gross wages less any pretax deductions, such as your share of health insurance premiums.

**New Employees**

Complete this form in the first five days of employment to select an Arizona withholding percent. You may also have your employer withhold an extra amount from each paycheck. If you do not file this form, the department requires your employer to withhold 2.7% of your gross taxable wages.

**Current Employees**

If you want to change the current amount withheld, you must file this form to change the Arizona withholding percent or change the extra amount withheld.

**What Should I do With A-4?**

Give your completed Form A-4 to your employer.

**Electing a Withholding Percent of Zero**

You may elect an Arizona withholding percent of zero if you expect to have no Arizona income tax liability for the current year. Arizona tax liability is gross tax liability less any tax credits, such as the family tax credit, school tax credits, or credits for taxes paid to other states. If you make this election, your employer will not withhold Arizona income tax from your wages for payroll periods beginning after the date you file the form. Zero withholding does not relieve you from paying Arizona income taxes that might be due at the time you file your Arizona income tax return. If you have an Arizona tax liability when you file your return or if at any time during the current year conditions change so that you expect to have a tax liability, you should promptly file a new Form A-4 and choose a percent that applies to you.

**Voluntary Withholding Election by Certain Nonresident Employees**

Compensation earned by nonresidents while physically working in Arizona for temporary periods is subject to Arizona income tax. However, under Arizona law, compensation paid to certain nonresident employees is not subject to Arizona income tax withholding. These nonresident employees need to review their situations and determine whether they should elect to have Arizona income taxes withheld from their Arizona source compensation. Nonresident employees may request that their employer withhold Arizona income taxes by completing this form to elect an Arizona withholding percent.

# Form W-4 (2011)

**Purpose.** Complete Form W-4 so that your employer can withhold the correct federal income tax from your pay. Consider completing a new Form W-4 each year and when your personal or financial situation changes.

**Exemption from withholding.** If you are exempt, complete **only** lines 1, 2, 3, 4, and 7 and sign the form to validate it. Your exemption for 2011 expires February 16, 2012. See Pub. 505, Tax Withholding and Estimated Tax.

**Note.** If another person can claim you as a dependent on his or her tax return, you cannot claim exemption from withholding if your income exceeds \$950 and includes more than \$300 of unearned income (for example, interest and dividends).

**Basic instructions.** If you are not exempt, complete the **Personal Allowances Worksheet** below. The worksheets on page 2 further adjust your withholding allowances based on itemized deductions, certain credits, adjustments to income, or two-earners/multiple jobs situations.

Complete all worksheets that apply. However, you may claim fewer (or zero) allowances. For regular wages, withholding must be based on allowances you claimed and may not be a flat amount or percentage of wages.

**Head of household.** Generally, you may claim head of household filing status on your tax return only if you are unmarried and pay more than 50% of the costs of keeping up a home for yourself and your dependent(s) or other qualifying individuals. See Pub. 501, Exemptions, Standard Deduction, and Filing Information, for information.

**Tax credits.** You can take projected tax credits into account in figuring your allowable number of withholding allowances. Credits for child or dependent care expenses and the child tax credit may be claimed using the **Personal Allowances Worksheet** below. See Pub. 919, How Do I Adjust My Tax Withholding, for information on converting your other credits into withholding allowances.

**Nonwage income.** If you have a large amount of nonwage income, such as interest or dividends, consider making estimated tax payments using

Form 1040-ES, Estimated Tax for Individuals. Otherwise, you may owe additional tax. If you have pension or annuity income, see Pub. 919 to find out if you should adjust your withholding on Form W-4 or W-4P.

**Two earners or multiple jobs.** If you have a working spouse or more than one job, figure the total number of allowances you are entitled to claim on all jobs using worksheets from only one Form W-4. Your withholding usually will be most accurate when all allowances are claimed on the Form W-4 for the highest paying job and zero allowances are claimed on the others. See Pub. 919 for details.

**Nonresident alien.** If you are a nonresident alien, see Notice 1392, Supplemental Form W-4 Instructions for Nonresident Aliens, before completing this form.

**Check your withholding.** After your Form W-4 takes effect, use Pub. 919 to see how the amount you are having withheld compares to your projected total tax for 2011. See Pub. 919, especially if your earnings exceed \$130,000 (Single) or \$180,000 (Married).

## Personal Allowances Worksheet (Keep for your records.)

<b>A</b>	Enter "1" for <b>yourself</b> if no one else can claim you as a dependent . . . . .	<b>A</b>	<u>      </u>
<b>B</b>	Enter "1" if: <span style="font-size: 2em; vertical-align: middle;">{</span> <ul style="list-style-type: none"> <li>• You are single and have only one job; or</li> <li>• You are married, have only one job, and your spouse does not work; or</li> <li>• Your wages from a second job or your spouse's wages (or the total of both) are \$1,500 or less.</li> </ul> <span style="font-size: 2em; vertical-align: middle;">}</span> . . . . .	<b>B</b>	<u>      </u>
<b>C</b>	Enter "1" for your <b>spouse</b> . But, you may choose to enter "-0-" if you are married and have either a working spouse or more than one job. (Entering "-0-" may help you avoid having too little tax withheld.) . . . . .	<b>C</b>	<u>      </u>
<b>D</b>	Enter number of <b>dependents</b> (other than your spouse or yourself) you will claim on your tax return . . . . .	<b>D</b>	<u>      </u>
<b>E</b>	Enter "1" if you will file as <b>head of household</b> on your tax return (see conditions under <b>Head of household</b> above) . . . . .	<b>E</b>	<u>      </u>
<b>F</b>	Enter "1" if you have at least \$1,900 of <b>child or dependent care expenses</b> for which you plan to claim a credit . . . . . ( <b>Note.</b> Do <b>not</b> include child support payments. See Pub. 503, Child and Dependent Care Expenses, for details.)	<b>F</b>	<u>      </u>
<b>G</b>	<b>Child Tax Credit</b> (including additional child tax credit). See Pub. 972, Child Tax Credit, for more information. <ul style="list-style-type: none"> <li>• If your total income will be less than \$61,000 (\$90,000 if married), enter "2" for each eligible child; then <b>less</b> "1" if you have three or more eligible children.</li> <li>• If your total income will be between \$61,000 and \$84,000 (\$90,000 and \$119,000 if married), enter "1" for each eligible child plus "1" <b>additional</b> if you have six or more eligible children . . . . .</li> </ul>	<b>G</b>	<u>      </u>
<b>H</b>	Add lines A through G and enter total here. ( <b>Note.</b> This may be different from the number of exemptions you claim on your tax return.) ▶	<b>H</b>	<u>      </u>
	For accuracy, <b>complete all worksheets that apply.</b> <span style="font-size: 2em; vertical-align: middle;">{</span> <ul style="list-style-type: none"> <li>• If you plan to <b>itemize</b> or <b>claim adjustments to income</b> and want to reduce your withholding, see the <b>Deductions and Adjustments Worksheet</b> on page 2.</li> <li>• If you have <b>more than one job</b> or are <b>married and you and your spouse both work</b> and the combined earnings from all jobs exceed \$40,000 (\$10,000 if married), see the <b>Two-Earners/Multiple Jobs Worksheet</b> on page 2 to avoid having too little tax withheld.</li> <li>• If <b>neither</b> of the above situations applies, <b>stop here</b> and enter the number from line H on line 5 of Form W-4 below.</li> </ul> <span style="font-size: 2em; vertical-align: middle;">}</span>		

----- Cut here and give Form W-4 to your employer. Keep the top part for your records. -----

Form <b>W-4</b> Department of the Treasury Internal Revenue Service	<h2 style="margin: 0;">Employee's Withholding Allowance Certificate</h2> <p style="margin: 0;">▶ <b>Whether you are entitled to claim a certain number of allowances or exemption from withholding is subject to review by the IRS. Your employer may be required to send a copy of this form to the IRS.</b></p>	OMB No. 1545-2159  <span style="font-size: 2em; font-weight: bold;">2011</span>
1 Type or print your first name and middle initial. Last name		2 Your social security number
Home address (number and street or rural route)		3 <input type="checkbox"/> Single <input type="checkbox"/> Married <input type="checkbox"/> Married, but withhold at higher Single rate. <b>Note.</b> If married, but legally separated, or spouse is a nonresident alien, check the "Single" box.
City or town, state, and ZIP code		4 If your last name differs from that shown on your social security card, check here. You must call 1-800-772-1213 for a replacement card. ▶ <input type="checkbox"/>
5 Total number of allowances you are claiming (from line H above or from the applicable worksheet on page 2)	5 <u>      </u>	
6 Additional amount, if any, you want withheld from each paycheck	6 \$ <u>      </u>	
7 I claim exemption from withholding for 2011, and I certify that I meet <b>both</b> of the following conditions for exemption. <ul style="list-style-type: none"> <li>• Last year I had a right to a refund of <b>all</b> federal income tax withheld because I had <b>no</b> tax liability <b>and</b></li> <li>• This year I expect a refund of <b>all</b> federal income tax withheld because I expect to have <b>no</b> tax liability.</li> </ul> If you meet both conditions, write "Exempt" here . . . . . ▶		7 <u>      </u>
Under penalties of perjury, I declare that I have examined this certificate and to the best of my knowledge and belief, it is true, correct, and complete.		
<b>Employee's signature</b> (This form is not valid unless you sign it.) ▶		<b>Date</b> ▶
8 Employer's name and address (Employer: Complete lines 8 and 10 only if sending to the IRS.)	9 Office code (optional)	10 Employer identification number (EIN)

### Deductions and Adjustments Worksheet

**Note.** Use this worksheet *only* if you plan to itemize deductions or claim certain credits or adjustments to income.

<b>1</b>	Enter an estimate of your 2011 itemized deductions. These include qualifying home mortgage interest, charitable contributions, state and local taxes, medical expenses in excess of 7.5% of your income, and miscellaneous deductions . . . . .	<b>1</b>	\$ _____
<b>2</b>	Enter: $\left\{ \begin{array}{l} \$11,600 \text{ if married filing jointly or qualifying widow(er)} \\ \$8,500 \text{ if head of household} \\ \$5,800 \text{ if single or married filing separately} \end{array} \right\}$ . . . . .	<b>2</b>	\$ _____
<b>3</b>	<b>Subtract</b> line 2 from line 1. If zero or less, enter “-0-” . . . . .	<b>3</b>	\$ _____
<b>4</b>	Enter an estimate of your 2011 adjustments to income and any additional standard deduction (see Pub. 919)	<b>4</b>	\$ _____
<b>5</b>	<b>Add</b> lines 3 and 4 and enter the total. (Include any amount for credits from the <i>Converting Credits to Withholding Allowances for 2011 Form W-4 Worksheet</i> in Pub. 919.) . . . . .	<b>5</b>	\$ _____
<b>6</b>	Enter an estimate of your 2011 nonwage income (such as dividends or interest) . . . . .	<b>6</b>	\$ _____
<b>7</b>	<b>Subtract</b> line 6 from line 5. If zero or less, enter “-0-” . . . . .	<b>7</b>	\$ _____
<b>8</b>	<b>Divide</b> the amount on line 7 by \$3,700 and enter the result here. Drop any fraction . . . . .	<b>8</b>	_____
<b>9</b>	Enter the number from the <b>Personal Allowances Worksheet</b> , line H, page 1 . . . . .	<b>9</b>	_____
<b>10</b>	<b>Add</b> lines 8 and 9 and enter the total here. If you plan to use the <b>Two-Earners/Multiple Jobs Worksheet</b> , also enter this total on line 1 below. Otherwise, <b>stop here</b> and enter this total on Form W-4, line 5, page 1	<b>10</b>	_____

### Two-Earners/Multiple Jobs Worksheet (See *Two earners or multiple jobs* on page 1.)

**Note.** Use this worksheet *only* if the instructions under line H on page 1 direct you here.

<b>1</b>	Enter the number from line H, page 1 (or from line 10 above if you used the <b>Deductions and Adjustments Worksheet</b> )	<b>1</b>	_____
<b>2</b>	Find the number in <b>Table 1</b> below that applies to the <b>LOWEST</b> paying job and enter it here. <b>However</b> , if you are married filing jointly and wages from the highest paying job are \$65,000 or less, do not enter more than “3” . . . . .	<b>2</b>	_____
<b>3</b>	If line 1 is <b>more than or equal to</b> line 2, subtract line 2 from line 1. Enter the result here (if zero, enter “-0-”) and on Form W-4, line 5, page 1. <b>Do not</b> use the rest of this worksheet . . . . .	<b>3</b>	_____
<b>Note.</b> If line 1 is <b>less than</b> line 2, enter “-0-” on Form W-4, line 5, page 1. Complete lines 4 through 9 below to figure the additional withholding amount necessary to avoid a year-end tax bill.			
<b>4</b>	Enter the number from line 2 of this worksheet . . . . .	<b>4</b>	_____
<b>5</b>	Enter the number from line 1 of this worksheet . . . . .	<b>5</b>	_____
<b>6</b>	<b>Subtract</b> line 5 from line 4 . . . . .	<b>6</b>	_____
<b>7</b>	Find the amount in <b>Table 2</b> below that applies to the <b>HIGHEST</b> paying job and enter it here . . . . .	<b>7</b>	\$ _____
<b>8</b>	<b>Multiply</b> line 7 by line 6 and enter the result here. This is the additional annual withholding needed . . . . .	<b>8</b>	\$ _____
<b>9</b>	Divide line 8 by the number of pay periods remaining in 2011. For example, divide by 26 if you are paid every two weeks and you complete this form in December 2010. Enter the result here and on Form W-4, line 6, page 1. This is the additional amount to be withheld from each paycheck . . . . .	<b>9</b>	\$ _____

**Table 1**

**Table 2**

Married Filing Jointly		All Others		Married Filing Jointly		All Others	
If wages from <b>LOWEST</b> paying job are—	Enter on line 2 above	If wages from <b>LOWEST</b> paying job are—	Enter on line 2 above	If wages from <b>HIGHEST</b> paying job are—	Enter on line 7 above	If wages from <b>HIGHEST</b> paying job are—	Enter on line 7 above
\$0 - \$5,000 -	0	\$0 - \$8,000 -	0	\$0 - \$65,000	\$560	\$0 - \$35,000	\$560
5,001 - 12,000 -	1	8,001 - 15,000 -	1	65,001 - 125,000	930	35,001 - 90,000	930
12,001 - 22,000 -	2	15,001 - 25,000 -	2	125,001 - 185,000	1,040	90,001 - 165,000	1,040
22,001 - 25,000 -	3	25,001 - 30,000 -	3	185,001 - 335,000	1,220	165,001 - 370,000	1,220
25,001 - 30,000 -	4	30,001 - 40,000 -	4	335,001 and over	1,300	370,001 and over	1,300
30,001 - 40,000 -	5	40,001 - 50,000 -	5				
40,001 - 48,000 -	6	50,001 - 65,000 -	6				
48,001 - 55,000 -	7	65,001 - 80,000 -	7				
55,001 - 65,000 -	8	80,001 - 95,000 -	8				
65,001 - 72,000 -	9	95,001 -120,000 -	9				
72,001 - 85,000 -	10	120,001 and over	10				
85,001 - 97,000 -	11						
97,001 -110,000 -	12						
110,001 -120,000 -	13						
120,001 -135,000 -	14						
135,001 and over	15						

**Privacy Act and Paperwork Reduction Act Notice.** We ask for the information on this form to carry out the Internal Revenue laws of the United States. Internal Revenue Code sections 3402(f)(2) and 6109 and their regulations require you to provide this information; your employer uses it to determine your federal income tax withholding. Failure to provide a properly completed form will result in your being treated as a single person who claims no withholding allowances; providing fraudulent information may subject you to penalties. Routine uses of this information include giving it to the Department of Justice for civil and criminal litigation, to cities, states, the District of Columbia, and U.S. commonwealths and possessions for use in administering their tax laws; and to the Department of Health and Human Services for use in the National Directory of New Hires. We may also disclose this information to other countries under a tax treaty, to federal and state agencies to enforce federal nontax criminal laws, or to federal law enforcement and intelligence agencies to combat terrorism.

You are not required to provide the information requested on a form that is subject to the Paperwork Reduction Act unless the form displays a valid OMB control number. Books or records relating to a form or its instructions must be retained as long as their contents may become material in the administration of any Internal Revenue law. Generally, tax returns and return information are confidential, as required by Code section 6103.

The average time and expenses required to complete and file this form will vary depending on individual circumstances. For estimated averages, see the instructions for your income tax return.

If you have suggestions for making this form simpler, we would be happy to hear from you. See the instructions for your income tax return.

## Instructions

Read all instructions carefully before completing this form.

**Anti-Discrimination Notice.** It is illegal to discriminate against any individual (other than an alien not authorized to work in the United States) in hiring, discharging, or recruiting or referring for a fee because of that individual's national origin or citizenship status. It is illegal to discriminate against work-authorized individuals. Employers **CANNOT** specify which document(s) they will accept from an employee. The refusal to hire an individual because the documents presented have a future expiration date may also constitute illegal discrimination. For more information, call the Office of Special Counsel for Immigration Related Unfair Employment Practices at 1-800-255-8155.

### What Is the Purpose of This Form?

The purpose of this form is to document that each new employee (both citizen and noncitizen) hired after November 6, 1986, is authorized to work in the United States.

### When Should Form I-9 Be Used?

All employees (citizens and noncitizens) hired after November 6, 1986, and working in the United States must complete Form I-9.

### Filling Out Form I-9

#### Section 1, Employee

This part of the form must be completed no later than the time of hire, which is the actual beginning of employment. Providing the Social Security Number is voluntary, except for employees hired by employers participating in the USCIS Electronic Employment Eligibility Verification Program (E-Verify). **The employer is responsible for ensuring that Section 1 is timely and properly completed.**

**Noncitizen nationals of the United States** are persons born in American Samoa, certain former citizens of the former Trust Territory of the Pacific Islands, and certain children of noncitizen nationals born abroad.

**Employers should note** the work authorization expiration date (if any) shown in **Section 1**. For employees who indicate an employment authorization expiration date in **Section 1**, employers are required to reverify employment authorization for employment on or before the date shown. Note that some employees may leave the expiration date blank if they are aliens whose work authorization does not expire (e.g., asylees, refugees, certain citizens of the Federated States of Micronesia or the Republic of the Marshall Islands). For such employees, reverification does not apply unless they choose to present

in **Section 2** evidence of employment authorization that contains an expiration date (e.g., Employment Authorization Document (Form I-766)).

#### Preparer/Translator Certification

The Preparer/Translator Certification must be completed if **Section 1** is prepared by a person other than the employee. A preparer/translator may be used only when the employee is unable to complete **Section 1** on his or her own. However, the employee must still sign **Section 1** personally.

#### Section 2, Employer

For the purpose of completing this form, the term "employer" means all employers including those recruiters and referrers for a fee who are agricultural associations, agricultural employers, or farm labor contractors. Employers must complete **Section 2** by examining evidence of identity and employment authorization within three business days of the date employment begins. However, if an employer hires an individual for less than three business days, **Section 2** must be completed at the time employment begins. Employers cannot specify which document(s) listed on the last page of Form I-9 employees present to establish identity and employment authorization. Employees may present any List A document **OR** a combination of a List B and a List C document.

If an employee is unable to present a required document (or documents), the employee must present an acceptable receipt in lieu of a document listed on the last page of this form. Receipts showing that a person has applied for an initial grant of employment authorization, or for renewal of employment authorization, are not acceptable. Employees must present receipts within three business days of the date employment begins and must present valid replacement documents within 90 days or other specified time.

#### Employers must record in Section 2:

1. Document title;
2. Issuing authority;
3. Document number;
4. Expiration date, if any; and
5. The date employment begins.

Employers must sign and date the certification in **Section 2**. Employees must present original documents. Employers may, but are not required to, photocopy the document(s) presented. If photocopies are made, they must be made for all new hires. Photocopies may only be used for the verification process and must be retained with Form I-9. **Employers are still responsible for completing and retaining Form I-9.**

For more detailed information, you may refer to the *USCIS Handbook for Employers (Form M-274)*. You may obtain the handbook using the contact information found under the header "USCIS Forms and Information."

### Section 3, Updating and Reverification

Employers must complete **Section 3** when updating and/or reverifying Form I-9. Employers must reverify employment authorization of their employees on or before the work authorization expiration date recorded in **Section 1** (if any). Employers **CANNOT** specify which document(s) they will accept from an employee.

- A. If an employee's name has changed at the time this form is being updated/reverified, complete Block A.
- B. If an employee is rehired within three years of the date this form was originally completed and the employee is still authorized to be employed on the same basis as previously indicated on this form (updating), complete Block B and the signature block.
- C. If an employee is rehired within three years of the date this form was originally completed and the employee's work authorization has expired or if a current employee's work authorization is about to expire (reverification), complete Block B; and:
  - 1. Examine any document that reflects the employee is authorized to work in the United States (see List A or C);
  - 2. Record the document title, document number, and expiration date (if any) in Block C; and
  - 3. Complete the signature block.

Note that for reverification purposes, employers have the option of completing a new Form I-9 instead of completing **Section 3**.

#### What Is the Filing Fee?

There is no associated filing fee for completing Form I-9. This form is not filed with USCIS or any government agency. Form I-9 must be retained by the employer and made available for inspection by U.S. Government officials as specified in the Privacy Act Notice below.

#### USCIS Forms and Information

To order USCIS forms, you can download them from our website at [www.uscis.gov/forms](http://www.uscis.gov/forms) or call our toll-free number at 1-800-870-3676. You can obtain information about Form I-9 from our website at [www.uscis.gov](http://www.uscis.gov) or by calling 1-888-464-4218.

Information about E-Verify, a free and voluntary program that allows participating employers to electronically verify the employment eligibility of their newly hired employees, can be obtained from our website at [www.uscis.gov/e-verify](http://www.uscis.gov/e-verify) or by calling 1-888-464-4218.

General information on immigration laws, regulations, and procedures can be obtained by telephoning our National Customer Service Center at 1-800-375-5283 or visiting our Internet website at [www.uscis.gov](http://www.uscis.gov).

#### Photocopying and Retaining Form I-9

A blank Form I-9 may be reproduced, provided both sides are copied. The Instructions must be available to all employees completing this form. Employers must retain completed Form I-9s for three years after the date of hire or one year after the date employment ends, whichever is later.

Form I-9 may be signed and retained electronically, as authorized in Department of Homeland Security regulations at 8 CFR 274a.2.

#### Privacy Act Notice

The authority for collecting this information is the Immigration Reform and Control Act of 1986, Pub. L. 99-603 (8 USC 1324a).

This information is for employers to verify the eligibility of individuals for employment to preclude the unlawful hiring, or recruiting or referring for a fee, of aliens who are not authorized to work in the United States.

This information will be used by employers as a record of their basis for determining eligibility of an employee to work in the United States. The form will be kept by the employer and made available for inspection by authorized officials of the Department of Homeland Security, Department of Labor, and Office of Special Counsel for Immigration-Related Unfair Employment Practices.

Submission of the information required in this form is voluntary. However, an individual may not begin employment unless this form is completed, since employers are subject to civil or criminal penalties if they do not comply with the Immigration Reform and Control Act of 1986.

---

---

### **Paperwork Reduction Act**

An agency may not conduct or sponsor an information collection and a person is not required to respond to a collection of information unless it displays a currently valid OMB control number. The public reporting burden for this collection of information is estimated at 12 minutes per response, including the time for reviewing instructions and completing and submitting the form. Send comments regarding this burden estimate or any other aspect of this collection of information, including suggestions for reducing this burden, to: U.S. Citizenship and Immigration Services, Regulatory Management Division, 111 Massachusetts Avenue, N.W., 3rd Floor, Suite 3008, Washington, DC 20529-2210. OMB No. 1615-0047. **Do not mail your completed Form I-9 to this address.**

Department of Homeland Security  
U.S. Citizenship and Immigration Services

**Form I-9, Employment Eligibility Verification**

Read instructions carefully before completing this form. The instructions must be available during completion of this form.

**ANTI-DISCRIMINATION NOTICE:** It is illegal to discriminate against work-authorized individuals. Employers CANNOT specify which document(s) they will accept from an employee. The refusal to hire an individual because the documents have a future expiration date may also constitute illegal discrimination.

**Section 1. Employee Information and Verification** *(To be completed and signed by employee at the time employment begins.)*

Print Name: Last	First	Middle Initial	Maiden Name
Address <i>(Street Name and Number)</i>		Apt. #	Date of Birth <i>(month/day/year)</i>
City	State	Zip Code	Social Security #

**I am aware that federal law provides for imprisonment and/or fines for false statements or use of false documents in connection with the completion of this form.**

I attest, under penalty of perjury, that I am (check one of the following):

- A citizen of the United States
- A noncitizen national of the United States (see instructions)
- A lawful permanent resident (Alien #) \_\_\_\_\_
- An alien authorized to work (Alien # or Admission #) \_\_\_\_\_ until (expiration date, if applicable - month/day/year)

Employee's Signature	Date <i>(month/day/year)</i>
----------------------	------------------------------

**Preparer and/or Translator Certification** *(To be completed and signed if Section 1 is prepared by a person other than the employee.) I attest, under penalty of perjury, that I have assisted in the completion of this form and that to the best of my knowledge the information is true and correct.*

Preparer's/Translator's Signature	Print Name
Address <i>(Street Name and Number, City, State, Zip Code)</i>	
Date <i>(month/day/year)</i>	

**Section 2. Employer Review and Verification** *(To be completed and signed by employer. Examine one document from List A OR examine one document from List B and one from List C, as listed on the reverse of this form, and record the title, number, and expiration date, if any, of the document(s).)*

List A	OR	List B	AND	List C
Document title: _____		_____		_____
Issuing authority: _____		_____		_____
Document #: _____		_____		_____
Expiration Date <i>(if any)</i> : _____		_____		_____
Document #: _____		_____		_____
Expiration Date <i>(if any)</i> : _____		_____		_____

**CERTIFICATION:** I attest, under penalty of perjury, that I have examined the document(s) presented by the above-named employee, that the above-listed document(s) appear to be genuine and to relate to the employee named, that the employee began employment on *(month/day/year)* \_\_\_\_\_ and that to the best of my knowledge the employee is authorized to work in the United States. (State employment agencies may omit the date the employee began employment.)

Signature of Employer or Authorized Representative	Print Name	Title
Business or Organization Name and Address <i>(Street Name and Number, City, State, Zip Code)</i>		Date <i>(month/day/year)</i>

**Section 3. Updating and Reverification** *(To be completed and signed by employer.)*

A. New Name <i>(if applicable)</i>	B. Date of Rehire <i>(month/day/year)</i> <i>(if applicable)</i>
------------------------------------	--

C. If employee's previous grant of work authorization has expired, provide the information below for the document that establishes current employment authorization.

Document Title: _____	Document #: _____	Expiration Date <i>(if any)</i> : _____
-----------------------	-------------------	---

I attest, under penalty of perjury, that to the best of my knowledge, this employee is authorized to work in the United States, and if the employee presented document(s), the document(s) I have examined appear to be genuine and to relate to the individual.

Signature of Employer or Authorized Representative	Date <i>(month/day/year)</i>
--	------------------------------

## LISTS OF ACCEPTABLE DOCUMENTS

All documents must be unexpired

### LIST A

Documents that Establish Both  
Identity and Employment  
Authorization

### LIST B

Documents that Establish  
Identity

### LIST C

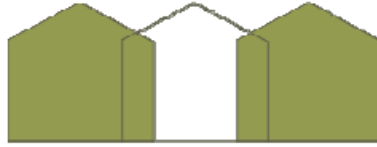
Documents that Establish  
Employment Authorization

OR

AND

1. U.S. Passport or U.S. Passport Card	1. Driver's license or ID card issued by a State or outlying possession of the United States provided it contains a photograph or information such as name, date of birth, gender, height, eye color, and address	1. Social Security Account Number card other than one that specifies on the face that the issuance of the card does not authorize employment in the United States
2. Permanent Resident Card or Alien Registration Receipt Card (Form I-551)		2. Certification of Birth Abroad issued by the Department of State (Form FS-545)
3. Foreign passport that contains a temporary I-551 stamp or temporary I-551 printed notation on a machine-readable immigrant visa	2. ID card issued by federal, state or local government agencies or entities, provided it contains a photograph or information such as name, date of birth, gender, height, eye color, and address	3. Certification of Report of Birth issued by the Department of State (Form DS-1350)
4. Employment Authorization Document that contains a photograph (Form I-766)	3. School ID card with a photograph	4. Original or certified copy of birth certificate issued by a State, county, municipal authority, or territory of the United States bearing an official seal
	4. Voter's registration card	
5. In the case of a nonimmigrant alien authorized to work for a specific employer incident to status, a foreign passport with Form I-94 or Form I-94A bearing the same name as the passport and containing an endorsement of the alien's nonimmigrant status, as long as the period of endorsement has not yet expired and the proposed employment is not in conflict with any restrictions or limitations identified on the form	5. U.S. Military card or draft record	5. Native American tribal document
	6. Military dependent's ID card	
	7. U.S. Coast Guard Merchant Mariner Card	
	8. Native American tribal document	6. U.S. Citizen ID Card (Form I-197)
	9. Driver's license issued by a Canadian government authority	
<b>For persons under age 18 who are unable to present a document listed above:</b>		7. Identification Card for Use of Resident Citizen in the United States (Form I-179)
6. Passport from the Federated States of Micronesia (FSM) or the Republic of the Marshall Islands (RMI) with Form I-94 or Form I-94A indicating nonimmigrant admission under the Compact of Free Association Between the United States and the FSM or RMI	10. School record or report card	8. Employment authorization document issued by the Department of Homeland Security
	11. Clinic, doctor, or hospital record	
	12. Day-care or nursery school record	

**Illustrations of many of these documents appear in Part 8 of the Handbook for Employers (M-274)**



**C H A M B E R L I N**  
*and associates llc*

## **WORKERS COMPENSATION**

### **ACKNOWLEDGMENT OF IMMEDIATE REPORTINGS REQUIREMENT**

**According to state law, an employee must forthwith report and industrial accident, injury or illness to his or her employee. To report, immediately call Chamberlin & Associates, LLC at 480-782-5100 and also inform you supervisor.**

**Acknowledged by**

\_\_\_\_\_  
**Signature**

\_\_\_\_\_  
**Date Acknowledged**

\_\_\_\_\_  
**Print Name**

### **Reporting Workers Compensation Fraud**

**Workers' Compensation fraud reduces your company's profits. In return, there is less money available for salaries and bonuses. If you are aware of a fraudulent claim being submitted, please call Chamberlin & Associates, LLC at 480-782-5100 and also inform you supervisor. Information provided will be kept confidential.**



## ***Property Manager, Asst. Manager, Leasing Agent Dress Code***

### **Guide to Business Casual Dressing for Work**

*This is a general overview of appropriate business casual attire. Items that are not appropriate for the office are listed, too. Neither lists is all-inclusive nor are both open to change. The lists tell you what is generally acceptable as business casual attire and what is generally not acceptable as business casual attire.*

*No dress code can cover all contingencies so employees must exert a certain amount of judgment in their choice of clothing to wear to work. If you experience uncertainty about acceptable, professional business casual attire for work, please ask your supervisor or your Human Resources staff.*

**Slacks, Pants, and Suit Pants** Slacks that are similar to Dockers and other makers of cotton or synthetic material pants, wool pants, flannel pants, dressy capris, and nice looking dress synthetic pants are acceptable. Inappropriate slacks or pants include jeans, sweatpants, exercise pants, Bermuda shorts, short shorts, shorts, bib overalls, leggings, and any spandex or other form-fitting pants such as people wear for biking.

**Skirts, Dresses, and Skirted Suits** Casual dresses and skirts, and skirts that are split at or below the knee are acceptable. Dress and skirt length should be at a length at which you can sit comfortably in public. Short, tight skirts that ride halfway up the thigh are inappropriate for work. Mini-skirts, skorts, sun dresses, beach dresses, and spaghetti-strap dresses are inappropriate for the office.

**Shirts, Tops, Blouses, and Jackets** Casual shirts, dress shirts, sweaters, tops, golf-type shirts, and turtlenecks are acceptable attire for work. Most suit jackets or sport jackets are also acceptable attire for the office, if they violate none of the listed guidelines. Inappropriate attire for work includes tank tops; midriff tops; shirts with potentially offensive words, terms, logos, pictures, cartoons, or slogans; halter-tops; tops with bare shoulders; sweatshirts, and t-shirts unless worn under another blouse, shirt, jacket, or dress.

**Shoes and Footwear** Conservative athletic or walking shoes, loafers, clogs, sneakers, boots, flats, dress heels, and leather deck-type shoes are acceptable for work. Wearing no stockings is acceptable in warm weather. Flashy athletic shoes, thongs, flip-flops, slippers are not acceptable in the office. Closed toe and closed heel shoes are required in the manufacturing operation area.

**Jewelry, Makeup, Perfume, and Cologne** Should be in good taste, with limited visible body piercing remember, that some employees are allergic to the chemicals in perfumes and make-up, so wear these substances with restraint.

**Hats and Head Covering** Hats are not appropriate in the office.

**Hair** Must have clean cut hair, If employee colors hers/his hair they must be neutral colors such as black, brown tones, blonde etc. NO bright colors are allowed such as blue, bright red, pink etc. If you have any questions regarding this matter please consult your manager or human resources staff.

**PLEASE NOTE:** If clothing fails to meet these standards, as determined by the employee's supervisor and Human Resources staff, the employee will be asked not to wear the inappropriate item to work again. If the problem persists, the employee may be sent home to change clothes and will receive a verbal warning for the first offense. All other policies about personal time use will apply. Progressive disciplinary action will be applied if dress code violations continue.

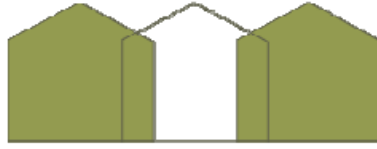
I hear by acknowledge that I have read and understood Chamberlin & Associates dress code.

\_\_\_\_\_

**Print Name**

**Signature**

**Date**



**C H A M B E R L I N**  
*and associates llc*

## Maintenance Shirt Request Form

*This form must be fill out in order to process your request. Don't forget it is a \$16.00 charge per shirt. This amount will be deducted from the maintenance employee(s) payroll. If you have any questions feel free to give the HR/Payroll Department a call at 480-782-5100 or send an email. Thank you*

Property Name: \_\_\_\_\_

Manager: \_\_\_\_\_

Name of Maintenance Employee	Size	# of shirts	Total \$
_____	_____	_____	_____
_____	_____	_____	_____
_____	_____	_____	_____
_____	_____	_____	_____

Example

<i>John Doe</i> _____	<u>L</u>	<u>3</u>	<u>\$48.00</u>
-----------------------	----------	----------	----------------

Please fax request to 480-782-5102



## DIRECT DEPOSIT AUTHORIZATION AGREEMENT

I hereby authorize Chamberlin & Associates, LLC and the bank to deposit my net pay or portion thereof as indicated into my account each payday. If funds to which I am not entitled are deposited to my account, I authorize Chamberlin & Associates, LLC to direct the bank to return paid funds to Chamberlin & Associates, LLC. This authority is to remain in full force and effect until Chamberlin & Associates, LLC has received written notification from me of its termination in such time and in such manner as to afford Chamberlin & Associates, LLC and the Financial Institution a reasonable opportunity to act on it.

If this is a new account:

1. The account must be established and active at your bank before you request direct deposit.
2. Each new account will go through a pre-note process that will take one payroll period.

Please check the appropriate line and complete:

- A new account (A through D below must be completed).  
 Direct deposit already set up, changing dollar amount only (C through D Below).  
 Cancel direct deposit

---

**BANK NAME:** \_\_\_\_\_

**(A) BANK TRANSIT ROUTING NUMBER:**

--	--	--	--	--	--	--	--	--	--

**(B) BANK ACCOUNT NUMBER:**

--	--	--	--	--	--	--	--	--	--	--	--	--	--	--	--	--	--	--	--

**(C) TYPE:** CHECKING  (MUST include a voided check) SAVINGS  (MUST include a deposit slip)

**(D) AMOUNT DEPOSITED** (amount per payday): FULL \$ \_\_\_\_\_ or PARTIAL \$ \_\_\_\_\_

**Associate Name: (Print)** \_\_\_\_\_

**Associate Signature:** \_\_\_\_\_

**Social Security #: (Required)** \_\_\_\_\_ **Date:** \_\_\_\_\_

**ATTACH A VOIDED CHECK HERE**  
Direct Deposit will not be processed without a voided check attached.